




DEPARTURE ORIENTATION: DESTINATIONS OUTSIDE EUROPE




DEPARTURE ORIENTATION

The agenda of this departure orientation is that you stop for a moment to think about your expectations for the exchange and orient yourself in the everyday exchange country with other students and with the help of your tutor. You also get to know what the University of Helsinki expects from your exchange.

Schedule:

- Before the exchange
- During the exchange
- After the exchange






FEELINGS AND EXPECTATIONS


Things to reflect on (now or later):

- Do you expect to experience a change in your life during your stay abroad?
- Does change stress you out, excite you or something else?
- Expectations are necessary, they can motivate and excite you
- You may also feel anxious – it's normal




SET LEARNING GOALS FOR THE EXCHANGE

- Goals help you track your own learning and analyze what skills you have acquired, and how your attitude towards the world around you may have changed.
- Examples of goals
 - Improving academic expertise
 - New interactions and networks with experts in your study field
 - Development of language, interaction and cooperation skills: you know how to work in a multilingual and cultural environment
 - Increased self-awareness, confidence and flexibility
 - You have developed critical thinking and problem-solving skills
 - You can follow your progress, for example, by keeping a learning diary. Be sure to start the process before leaving for the exchange and continue after returning!



PART 1: BEFORE EXCHANGE





INSTRUCTIONS FOR STUDENTS – STUDY ABROAD

STUDY ABROAD

Select degree programme

By selecting a degree programme you are able to see the general content as well as the possible degree programme-specific content. You do not have to select a degree programme to see the Open University's instructions.

Bachelor's Programme in Social Sciences



INSTRUCTIONS

Do you want to study abroad? Start here!

You should begin to consider your destination and timetable as early in your studies as possible.

Application periods

Find information on the application periods for exchange.



APPLYING TO YOUR HOST UNIVERSITY

- By now you should have made your application
- Application information has been emailed to you or can be found on the exchange university's website (be also sure to check your **spam folder**)
- If you need international exchange service signatures on the application papers, make the request in good time before deadlines
- Transcript of records: you can print yourself from Sisu, or ask for an official one from the student services






ACCEPTANCE LETTER

- The letter of acceptance usually comes via email → Remember to check the **spam** folder!
- If you have applied correctly and on time, it is very likely that you will be accepted
- Sometimes approval information may be delayed if course choices are still being negotiated
- If you have not received a letter of acceptance about a month before your exchange starts, please contact the international unit of your exchange university. An exchange specialist can also contact the exchange university (studentexchange@helsinki.fi)
- Host universities usually don't give information about the progress during the application period






BEFORE EXCHANGE

Checklist: [Before your exchange - instructions for those chosen for student exchange | Instructions for students \(helsinki.fi\)](#)

- **Accept the terms of the grant at Mobility Online** no later than 2 months before the exchange. However, wait until you can specify the exchange dates first. Fill in the bank account information to receive the grant.
- **Student Exchange Certificate** = The exchange certificate is an official document that includes the name of your exchange program and the time of the exchange. It states that the exchange is part of the degree.
 - You will get it after updating the exchange dates and accepting the terms of the grant.
 - If you are entitled to Kela student benefits, Kela may provide benefits for the exchange period specified in the exchange certificate.




ALSO REMEMBER

- Notification of temporary move abroad to Kela (social security) and the Digital and Population Data Services Agency
- Notification of change in study grant (Kela)
- Acquiring an apartment (varies depending on the destination country). Book (if necessary) temporary accommodation in advance and start looking for an apartment when you arrive.
- Register as an **attending student at the University of Helsinki** for the duration of your exchange
- Let us know if you have graduated with a bachelor's degree




INSURANCE

- Purchase a comprehensive insurance policy for the duration of your student exchange! The required insurance coverage depends on your destination.
- Acquire a comprehensive travel insurance already before purchasing airline tickets and other payments related to exchange costs. When you get insurance, also check the crisis coverage provided by the insurance.
- The University of Helsinki does not provide travel or health insurance for outgoing exchange students
- Check out the prices from different insurance companies:
<https://migri.fi/en/insurance>



FUNDING YOUR EXCHANGE STUDIES

- - An exchange based on an agreement is tuition-free at the host university (does not exempt from tuition fee to UH).
 - However, keep in mind other expenses such as: insurance, vaccinations, language tests, possibly laboratory or field courses, etc.
 - You receive a scholarship as part of your exchange from UH, no separate application is needed.
 - Read more about [funding for exchange](#)
 - If you are entitled to [KELA](#) student benefits, you can also receive them during your exchange abroad. Remember to inform Kela if you study abroad. See the [Kela site](#) for more information.
 - You can also apply for other grants or travel grants from, for example, foundations or organisations.




STUDENT EXCHANGE TERMS AND CONDITIONS

By accepting the Student Exchange Terms and Conditions you agree:

- To study full-time
 - You are required to complete academic studies for at least 5 ECTS/month but the actual requirement is on our Destinations page (English version)!
NB! ECTS used only in Europe
- To study within the agreed period of time
 - within the exchange period as stated in your student exchange certificate
 - If you cancel your exchange (or shorten from full year to one semester) you will pay back (a part of) the grant accordingly.
 - A failure to complete the required amount of credits at your host university may lead to a claim for recovery of the grant.
 - The amount of credits will be checked from your exchange transcript
 - After the exchange: fill in a student exchange feedback form in Mobility Online





HOW DO I FIND ACCOMMODATION?

Some universities offer help in finding an accommodation:

- Fill in the "housing application" form
- Follow deadlines and instructions
- Pay the deposit in time
- You may need to pay your rent in advance
- You may be asked to sign a fixed-term agreement.
- Don't sign any agreements before you receive an acceptance letter from your host university!

Make use of:

- tips and advice from students who have already been on exchange at that university.
- different sources of information; family and friends, acquaintances, local advertisements, online platforms, Facebook groups, social media, etc.

Private Market:

- Always ask for a written rental agreement.
- If you can, find someone local to go through the agreement with you.
- Find out what is included in the rental agreement.
- Find out your rights for terminating the agreement (when can you terminate it at the earliest and how?)
- Be aware of fraud!

It is advisable to take care of your accommodation before starting your studies so that you can focus on studying properly. If necessary, book temporary accommodation in advance.



SOCIAL MEDIA – GET INSPIRED BY UH STUDENTS' EXPERIENCES!

[Follow us on Instagram](#)


Studyingabroad_uh

[Read exchange stories](#)

[Follow us on Facebook](#)


[See our students sharing their exchange experiences](#)





PART 2: ABROAD





"GEOGRAPHICAL PLACES BECOME HOMES THROUGH RELATIONSHIPS"






EXPERIENCES DURING THE EXCHANGE

1. **Honeymoon stage:** The excitement to experience everything from an outsider's perspective. A foreign culture is being viewed in a positive light, dismissing the negative parts.
2. **Distress stage:** Small things start to annoy and the negative sides and practical problems surface. Tiredness, depression and feeling home sick is common during this stage.
3. **Adjustment stage:** You will become better in getting through different situations and understanding differences between people. You will start to have less communication problems. Level of stress decreases.
4. **Adaptation stage:** You are getting used to how things work and are starting to call this your new home.
5. **Reverse culture shock:** While we often hear about culture shock when being in a new place, however, 'reverse culture shock' is also something that can occur when you return to your home after a period abroad. It can be worse than the culture shock in the beginning. Readjustment to your own culture can take time because of new experiences and possible changes in your self image.

[You can read more about cultural shock on the Instruction for students pages](#)




COMMUNICATION AND SELF REFLECTION:

You will get to know your destination thoroughly, but what about where you come from and who you are?

- Know your country - where are you coming from? What is your own cultural background? What types of thinking patterns do you have? What do you think of Finns?
- Know yourself – What are your hopes and dreams? What are you nervous about? How do you deal with changes? What would help when you are feeling home sick?


The screenshot shows a language learning interface with two rows of text. Each row has a language selector 'Suomi' on the left and 'Englanti' on the right. Between the selectors are icons for a microphone, a speaker, and a double-headed arrow. The first row shows the Finnish text 'Hän on lääkäri.' and the English translation 'He is a doctor.' The second row shows the Finnish text 'Hän on sairaanhoitaja.' and the English translation 'She is a nurse.'



STUDYING ABROAD: PART 1

- Be prepared to change your learning agreement, follow the instructions from the university closely.
- Notice that retaking exams may not be possible during your exchange.
 - If you have problems with your studies:
 - The language or difficulty of the course are not acceptable reasons to drop a class and fall behind on the ECTS goal.
 - Always contact your host university's coordinator if something unexpected happens.
 - Try to be prepared for changes and make arrangements ahead of time.
 - You can read more about [changes during the exchange](#) on the Instructions for students pages






STUDYING ABROAD PART 2

Be prepared that while studying abroad you will face different ways of learning/studying, e.g.

- active participation
- many group assignments
- more extensive courses
- all exams may be during the last two weeks of the semester or academic year






EXCHANGE AND HEALTH

- If you use prescription medication, make sure to have an EU prescription with you, and that you have enough medication for your stay.
- If you are seeing a therapist or a psychologist on a regular basis, it is usually not best to discontinue your treatment entirely for the duration of your exchange. Contact your therapist or psychologist to discuss your treatment plan for the exchange.
- Remember to take the vaccines required in the destination area in good time.
- If you get sick during your exchange so that it affects your studies (also mentally),
 - visit a doctor immediately. Get a medical certificate and contact International exchange services.



EXCHANGE AND SAFETY 1/4

- Visit the [Ministry for Foreign Affairs of Finland](#) website for current travel information
- From the Ministry for Foreign Affairs' web pages you will find information on location-specific travel bulletins.
- Make a [travel notification](#). It allows the Ministry or Embassy to get in contact with you in the case of crisis or emergency.
- Take care of your travel documents. Before you travel, check that your travel documents are in order. You can check the passport and visa regulations at the mission or consulate of the destination country.
- Get travel insurance. It is important to take it already before first travel payments.



EXCHANGE AND SAFETY 2/4

Before you are familiar with your exchange city, please remember to be extra cautious.

- Take care of your things and ID -> remember insurance
- Do not carry more cash with you than you might need at the moment
- Get to know the traffic rules and laws of your exchange country. Find out how they deal with public intoxication, alcohol, drugs, etc.
- Follow the political situation. Stay away from unsafe areas.
- If you travel within your destination country, make sure someone (for example another exchange student) knows where you are and when you are coming back.

Find out where the nearest Embassy of Finland is and follow them on social media.



EXCHANGE AND SAFETY 3/4


If something serious happens in your exchange destination:

- Follow the instructions of local officials and your host university.
- Contact the Finnish mission or consulate.
- Contact University of Helsinki exchange services as soon as possible. You can also ask your friend or family member to inform us: studentexchange@helsinki.fi.
- International exchange services will contact you if there is a crisis in your exchange destination.
- Save your loved ones phone number on your phone to your ICE information. A person assisting you in case of an emergency will have access to it even when your phone is locked.



EXCHANGE AND SAFETY 4/4

- Everyday safety: what places are safe after dark?
- Witnessing a violent situation: what to do?
- Demonstrations on campus
- Changes in the start of the semester or breaks during your studies



COUNTRY-SPECIFIC NOTES: NORTH AMERICA AND OCEANIA

USA

- Safety around town and on campus. Be aware of gun laws and sheer amount of guns
- Campus safety issues such as sex crimes on campus party nights; know your alcohol limits
- Social problems, large amount of homeless people, Republican states poorly vaccinated
- Public transport limited or non-existent
- Without proper insurance, one night in hospital e.g. \$10 000

Canada

- Despite similarities with Finland, it's still a North American country with issues of city and campus safety


Australia and New Zealand

- Be mindful of extreme weather: heatwaves, forest fires, flash floods



AREA-SPECIFIC NOTES: LATIN AMERICA

- Listen to what locals/your tutor tell about **unsafe areas** and avoid them especially at night
- In some destinations public transportation might not be safe to use at night- take a taxi or an uber if it is recommended by locals
- Don't carry your **valuables** openly – pickpockets and even violent robberies do happen
- Don't participate in any **demonstrations** – they can easily turn violent and in some countries your visa can end up being cancelled
- Make sure that you have all the necessary **vaccinations** and note that neighboring country or even certain areas in your exchange country (rain forests, countryside) might have different recommendations – so if you plan to travel around check the recommendations of all planned destinations



COUNTRY-SPECIFIC NOTES: ASIA

- China, Hong Kong, India, Japan, Singapore, South Korea, Taiwan, Thailand
- In general, Asia is a safe and stable destination. However, the situation may change rapidly and unpredictably:
 - Natural disasters - Under normal circumstances, the greatest risk is associated with these
 - Political situation - Avoid demonstrations and crowds
- Penalties for violating public order, drunken behavior or anything related to drugs are more severe than in Finland
 - Also littering and spitting are prohibited and can be fined in some countries.
- Traffic: use extreme caution and care when walking, driving, or riding a motorcycle
- Air quality is at times remarkably poor in certain areas




COUNTRY-SPECIFIC NOTES: MIDDLE EAST AND GEORGIA

- **Jordan:** Amman generally has a good level of safety and many traffic police securing streets. Interaction between sexes differs from the Finnish culture. It is polite to wear long-sleeves etc.

Israel: At the moment there are cross-border attacks taking place in Israel. Students should exercise increased caution and avoid certain areas in Israel and along its border.

Due to heightened tensions and until further notice, we advise you not to travel to the following places: Old City of Jerusalem, Gaza Envelope and Northern part of Israel. The security situation in the area varies and may change rapidly. Tel Aviv is not in the restless area, and it is normally a safe, peaceful and liberal city. It is possible to travel alone in Israel but remember to act and dress respectfully in the areas of Palestinian and Orthodox Jews.

- **Georgia:** Generally a safe country.




AREA-SPECIFIC NOTES: AFRICA

- Avoid big gatherings and demonstrations - they can turn violent.
- Stay away from townships and slum areas.
- Don't keep your valuables in the open. Also, keep your valuables in your hand luggage during the flights.
- Don't move alone, especially in the dark or in unfamiliar areas.
- If you use a car, keep your car doors locked and windows shut.
- Make sure that you have all the necessary vaccinations.



KEEP IN TOUCH DURING YOUR EXCHANGE


- During your exchange you can ask for help in exchange related questions from your host faculty and international exchange services.
- Read the newsletter we send to your helsinki.fi email.
- Follow us on Instagram: [studyingabroad_UH](#) and on Facebook: [Exchange studies for University of Helsinki students](#)
- Use #wearehelsinkuni – hashtag when you post about your exchange
- Instructions for students will help you get started if you face problems during your exchange.



SHARE YOUR EXPERIENCES ON INSTAGRAM


- You will receive a request from us to post on our Instagram @studyingabroad_uh
- If you are asked to tell about UH during your exchange, there are plenty of information and images you can use available in Instructions for students.





PART 3: RETURNING HOME






BEFORE RETURNING HOME

■ Bring home from your host university:

- Your official transcript of studies from the exchange university (it might also be sent later or directly to International exchange services)
- A copy of course descriptions and syllabus
- Information concerning your credit points and grading scale
- Copies of your written work
- You must hand in a copy of the transcript you receive from your host university to the international exchange services that indicates that you have completed the required number of credits. You must submit it within 2 months from the end of your exchange.


After Returning Home:

- Transfer your credits in your study track/study program/faculty
- You are responsible for transferring your credits
- The progress of your studies will be checked from Sisu in mid-September.
- Instead of a grade you will receive a Pass mark
- Please make sure that the studies will be located in the right academic year in your transcript.
- Read the [returning home instructions](#).
- Give us feedback Mobility Online



MOBILITY ONLINE

Application stage 6 / 7					
After selection, before mobility 10 / 11					
Application allocated	<input checked="" type="checkbox"/>	01.02.2021	Helsinki Administrator		
<ul style="list-style-type: none"> Stay from : 19.02.2021 Stay to : 29.05.2021 Duration in months : 3 Duration in days : 101 					
Decision about the allocated exchange placement	<input checked="" type="checkbox"/>	04.02.2021	Helsinki Administrator	Accept/Decline	
Application nominated to partner institution	<input type="checkbox"/>				
Personal data completed	<input checked="" type="checkbox"/>	10.08.2020	Anne Sophie Hokkanen	Complete personal data	
Learning Agreement	<input checked="" type="checkbox"/>	05.03.2021	Helsinki Administrator		
Submit Learning Agreement to International Exchange Services	<input checked="" type="checkbox"/>	15.03.2021	Helsinki Administrator		
Learning Agreement accepted by the International Exchange Services	<input checked="" type="checkbox"/>	16.03.2021	Anne Sophie Hokkanen		
<ul style="list-style-type: none"> Sign date : 16.03.2021 					
Learning Agreement (before mobility) printed	<input checked="" type="checkbox"/>	25.03.2021	Anne Sophie Hokkanen		
Student exchange terms and conditions read (and saved/printed as pdf)	<input checked="" type="checkbox"/>	05.03.2021	Helsinki Administrator	Read student exchange terms and conditions	
Student exchange terms and conditions accepted	<input checked="" type="checkbox"/>	05.03.2021	Helsinki Administrator	Accept student exchange terms and conditions	
Scholarship payment processed	<input checked="" type="checkbox"/>	05.03.2021	Helsinki Administrator		
<ul style="list-style-type: none"> Payment date : 01.01.2019 					
During the mobility 0 / 3					
Local contact phone number indicated	<input type="checkbox"/>			Fill in local contact phone number (optional)	
(OPTIONAL) Changes to Original Learning Agreement	<input checked="" type="checkbox"/>	05.03.2021	Helsinki Administrator		
Submit Changes to LA to International Exchange Services	<input type="checkbox"/>			Submit Changes LA	
Changes of Learning Agreement accepted by the International Exchange Services	<input type="checkbox"/>				
Learning Agreement (changes) printed	<input type="checkbox"/>				
Letter of Confirmation printed	<input type="checkbox"/>				
After the mobility 0 / 8					
Signed Learning Agreement uploaded	<input type="checkbox"/>				
Signed Letter of Confirmation uploaded	<input type="checkbox"/>				
Transcript of Records from the host university uploaded	<input type="checkbox"/>				
All documents after the mobility have been uploaded	<input type="checkbox"/>				
Letter of Confirmation checked	<input type="checkbox"/>				
Number of completed credits at the host university	<input type="checkbox"/>				
<ul style="list-style-type: none"> Number of completed credits : 15,00 					
Learning Agreement checked	<input type="checkbox"/>				
Student exchange is cancelled after scholarship has been processed	<input type="checkbox"/>				




MAKING USE OF THE EXCHANGE EXPERIENCE

- Become international and part of HYY & ESN
- Share your exchange experience, for example, by writing an exchange report and / or becoming a tutor
- Identify your hidden skills with the SkillMill application designed to assist students in utilizing the experience gained while studying abroad and applying it to their professional lives




Lähde: Linkki: <https://www.oph.fi/en/development/hidden-competences>



FEELINGS AFTER THE EXCHANGE





QUESTIONS? CONTACT US!

International Exchange Services and Education Cooperation:

- E-mail: studentexchange@helsinki.fi
- Online individual appointments: [Booking Service Vihta](#)
- Tel: +358 2941 22401 (weekdays between 12:00-14:00)
- [Drop-in services](#) on different campuses



TUTORING

- Now it's time to meet your tutor group and move to a destination of your choosing
- Country / name of the tutor
- Tutoring groups meeting later / online:
 - Thailand, Namibia, Egypt, China and Hong Kong, Singapore